

Adaptive uniform grayscale coded aperture design for high dynamic range compressive spectral imaging

N. Diaz¹ H. Rueda² H. Arguello¹


¹Department of Computer and Informatics Engineering,
Universidad Industrial de Santander, Bucaramanga, Colombia.

²Department of Electrical and Computer Engineering
University of Delaware, Newark DE, USA

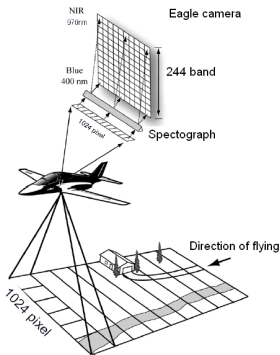
SPIE, Defense+Commercial



- 1 Compressive spectral imaging concepts
- 2 Sensor saturation problem
- 3 High-dynamic range method
- 4 Simulation results
- 5 Conclusions

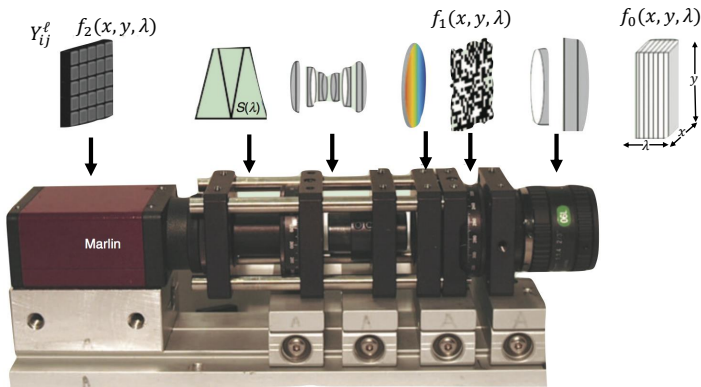


Conventional spectral imaging architectures



- Push broom spectral imaging: Expensive, time consuming, senses $N \times N \times L$ voxels.
- Tunable Spectral Filter: Sequential sensing of $N \times N \times L$ voxels, limited by the number of colors.

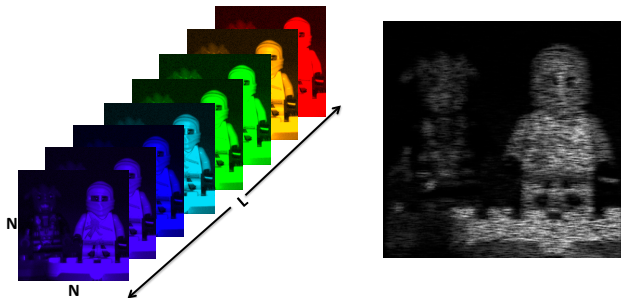
Compressive spectral imaging system



New compressive sensing method captures the datacube with a few snapshots¹.

¹Compressive Coded Aperture Spectral Imaging: An Introduction, Gonzalo R. Arce, David J. Brady, Lawrence Carin, Henry Arguello, David S. Kittle

Compressive spectral imaging



Data cube

$$\mathbf{f} = \Psi\Theta$$


Underdetermined system of equations

Compressive Measurements

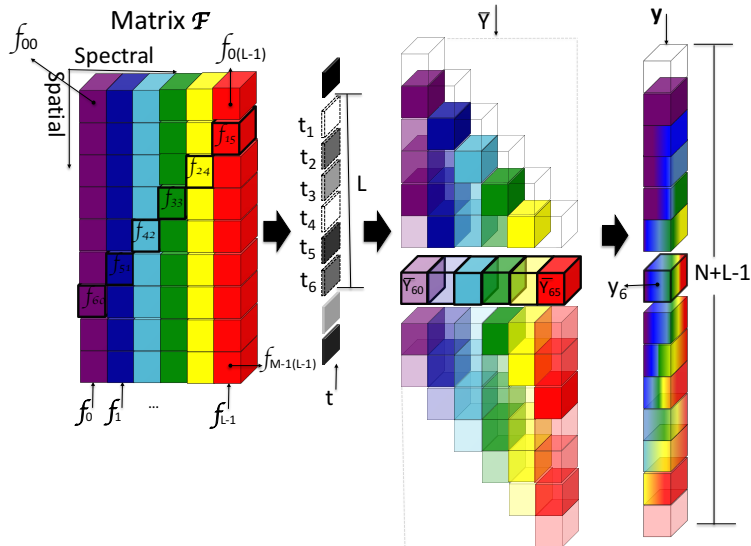
$$\mathbf{y} = \mathbf{H}\Psi\Theta + \mathbf{w}$$

$$\hat{\mathbf{f}} = \Psi(\underset{\Theta}{\operatorname{argmin}} \|\mathbf{y} - \mathbf{H}\Psi\Theta\|_2 + \tau\|\Theta\|_1)$$

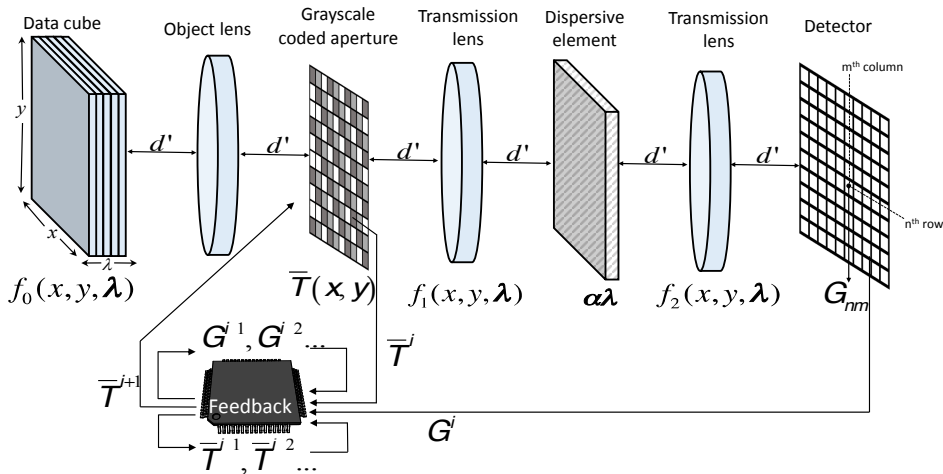
Saturation problem



Sensor saturation

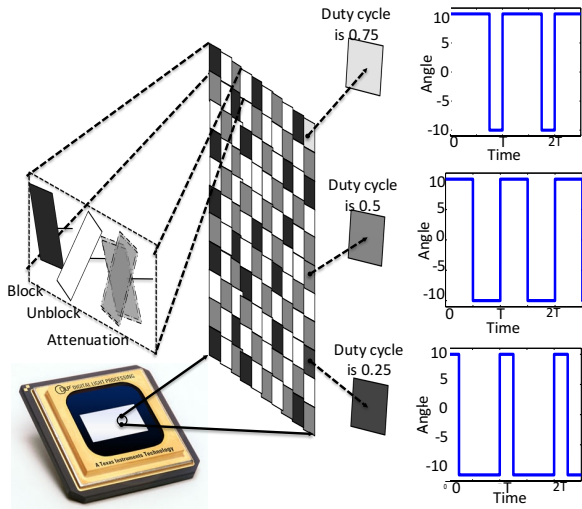


Proposed System



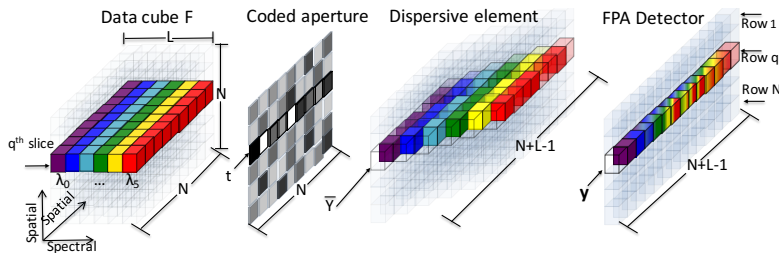
CASSI Sketch with Adaptive Uniform Grayscale Coded Aperture

Grayscale Coded Apertures via a DMD



Grayscale Coded Aperture and different values of Duty cycle

Data cube analysis by rows



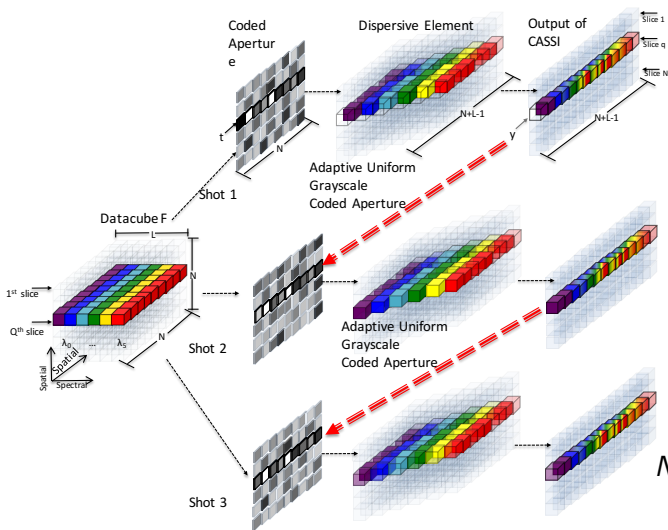
CASSI Sketch with Grayscale Coded Aperture

A single shot compressive measurement across the FPA

$$\mathbf{y} = \sum_{j=0}^{V-1} \mathbf{P}_{V;j} \sum_{k=0}^{L-1} (\Theta_V)^k \bar{\mathbf{I}} \mathbf{RFP}_{L;k} \mathbf{C} (\Theta_L^T)^{j+1} \mathbf{w},$$

- 1 $\mathbf{y} \in \mathbb{R}^V$
- 2 $\mathbf{P}_{V;j}$ is a $V \times V$ unique column/row matrix,
- 3 $(\Theta_V)^k$ $V \times V$ is cyclic permutation matrix

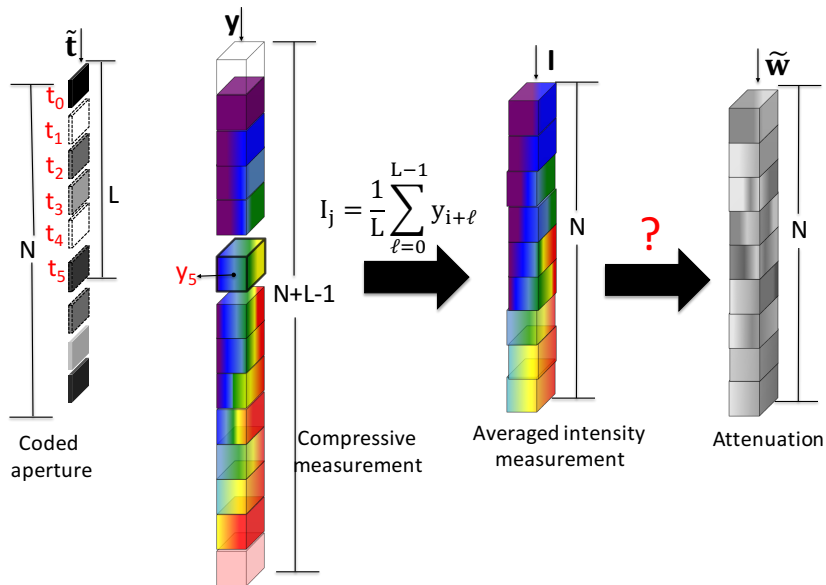
CASSI Multishot Matrix Model



$$\begin{bmatrix} y^0 \\ y^1 \\ \vdots \\ y^2 \end{bmatrix} = \begin{bmatrix} H^0 \\ H^1 \\ \vdots \\ H^2 \end{bmatrix} [f]$$

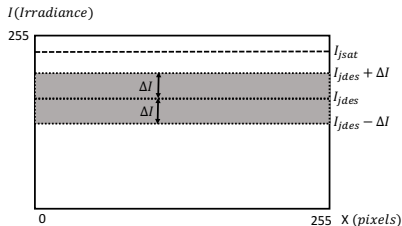
$$\bar{y} = Hf + w \text{ Where } H \in \{0, 1\} \text{ with size } N(N+L-1) \times (N \cdot N \cdot L)$$

Feedback (Computational model to reduce saturation)



Feedback (Computational model to reduce saturation) ²

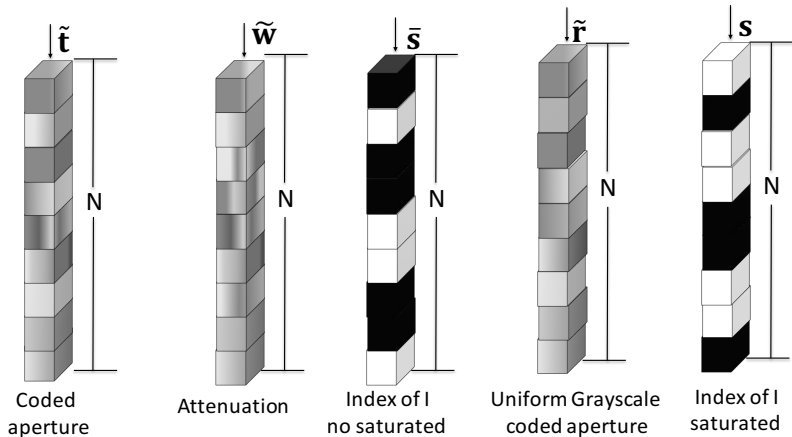
$$\tilde{w}_j^{t+1} = \begin{cases} \alpha \frac{\tilde{w}_j^t}{2} + (1 - \alpha) \tilde{w}_j^t & I_j \geq I_{jsat} \\ \alpha \tilde{w}_j^t \frac{I_{jdes}}{I_j} + (1 - \alpha) \tilde{w}_j^t & I_{jsat} > I_j \geq I_{jdes} + \Delta I_j \\ \tilde{w}_j^t & I_{jdes} + \Delta I_j > I_j \geq I_{jdes} - \Delta I_j \\ \beta \tilde{w}_j^t \frac{I_{jdes}}{I_j} + (1 - \beta) \tilde{w}_j^t & I_{jdes} - \Delta I_j > I_j \end{cases}$$



²Adaptive Dynamic Range Imaging: Optical Control of Pixel Exposures Over Space and Time, Shree K. Nayar and Vlad Branzoi, Computer Vision, 2003. Proceedings. Ninth

Feedback (Computational model to reduce saturation)

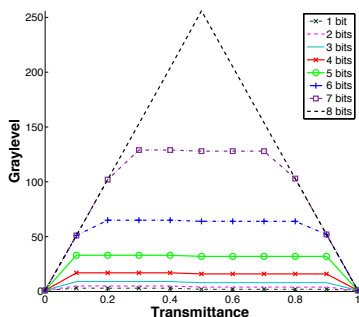
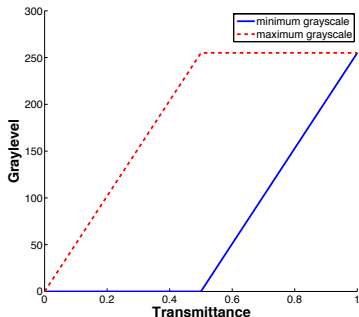
$$\tilde{\mathbf{t}} = \tilde{\mathbf{w}} \circ \bar{\mathbf{s}} + \tilde{\mathbf{r}} \circ \mathbf{s}$$



Uniform Grayscale Coded Apertures (UGCA)

$$I_L = \begin{cases} [I_{min}, I_{max} * 2 * T_r] & 0 \leq T_r \leq 0.5 \\ [I_{max} * (2 * T_r - 1), I_{max}] & 0.5 < T_r \leq 1 \end{cases}$$


- $I_{min} = 0$ minimum grayscale level $I_{max} = 2^m - 1$ maximum grayscale level, m is the number of bits, T_r the desired transmittance



(a) Grayscale Boundary Function I_L


(b) Optimal Transmittance

Dataset



Database obtained using a wide-band Xenon lamp as the light source, a visible monochromator (450nm and 650nm). The image intensity was captured using a CCD camera exhibiting 256×256 pixels.

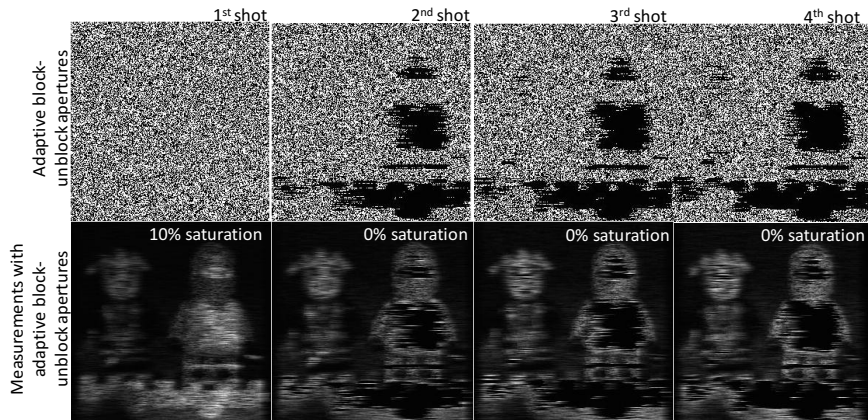
Uniform Grayscale coded apertures (UGCA)



Uniform grayscale coded apertures and compressive measurements, **dynamic range**

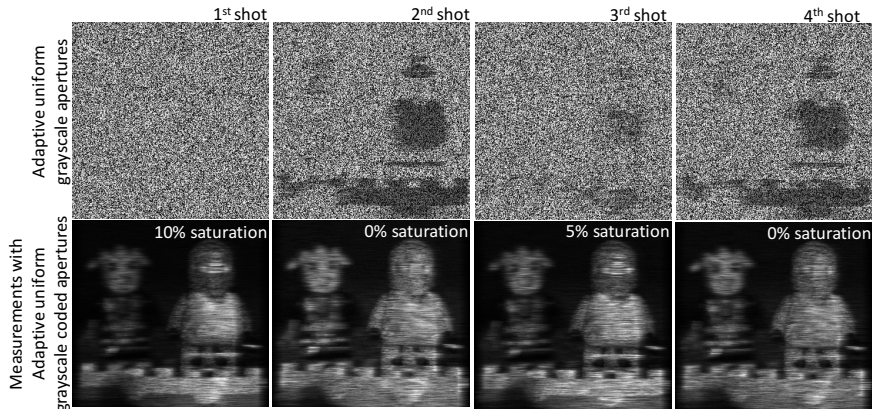
$$20 \log(255 \times 255) = \mathbf{96.32dB}$$

Adaptive block-unblock coded apertures (ABCA)



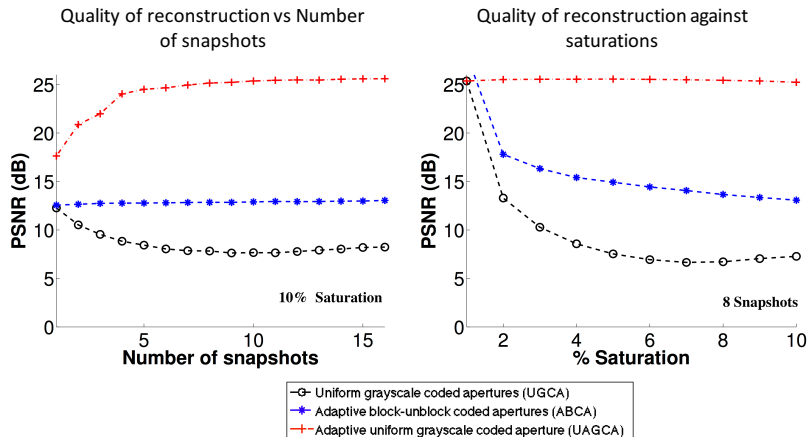
Adaptive block-unblock coded aperture (ABCA) and compressive measurements, **dynamic range**
 $20 \log(255 \times 255) = \mathbf{96.32dB}$

Uniform adaptive grayscale coded apertures (UAGCA)




Uniform Adaptive Grayscale Coded Apertures and compressive measurements, **dynamic range**
 $20 \log(255 \times 255) = \mathbf{96.32dB}$

Quality of reconstruction vs saturation percentage and snapshots



The proposed method (UAGCA) overcomes the two methods (UGCA and ABCA) in up to **10 dB**

Image reconstruction



- 1 **Adaptive Uniform Grayscale Coded Apertures (AUGCA)** have been introduced in CASSI system to **replace** the traditional **block-unblock coded apertures**.
- 2 The **proposed architecture increases** the dynamic range of the system from **48.16 dB to 96.32 dB**.
- 3 The designed **AUGCA** outperforms the block-unblock adaptive coded apertures and Uniform Grayscale Coded Aperture in up to **10 dB** in the quality of the reconstructed images.

Thank You!